



CAMILLE CHAISE

DESCRIPTION

Chaise Longue with sand-cast metal frame, wooden slats

DIMENSIONS

54" x 28" x 31"

LEAD TIME

16 weeks

NET PRICE


*call/email for price

CUSTOMIZATION


custom options are currently not available for this piece

MATERIALS/FINISHES


The Camille Chaise is available in aluminum/walnut or bronze/teak (safe for outdoor use)



Aluminum



Black Walnut



Bronze



Teak